

JOCELYN RECREATION'S
FALL FAIR



August 31st, 2019

RULES FOR HARVEST FESTIVAL FALL FAIR

1. All crafts and items **MUST BE GROWN OR MADE BY EXHIBITOR** unless indicated. NR
2. All houseplants **MUST BE CARED FOR ONLY BY THE EXHIBITOR FOR 2 MONTHS BEFORE THE FAIR (JULY AND AUGUST).**
3. All items must be brought to the **JOCELYN TOWNSHIP FIRE HALL BETWEEN 6:30 P.M. AND 8:30 P.M. ON AUGUST 30TH, 2019.**
4. Only one entry per numbered item.
5. A prize ribbon can be refused if the judge feels the exhibitor has not completed the category to the best of the exhibitor's ability.

6. Divisions are as follow:

Division 1.	Senior Kindergarten and under	White Tags
Division 2.	Grades 1 and 2	Red Tags
Division 3.	Grades 3, 4 and 5	Blue Tags
Division 4.	Grades 6, 7 and 8	Yellow Tags



ALL ABOVE GRADES ARE AS OF MAY 2019

7. All exhibits **MUST BE PICKED UP BETWEEN 4:30 P.M. & 5:00 P.M. ON AUGUST 31ST**. Please make arrangements to have your things picked up or they may be disposed of.
8. Articles must not be shown in any previous year.
9. Prize money as follows:

1 st Prize	\$ 3.00
2 nd Prize	\$ 2.00
3 rd Prize	\$ 1.00
10. **Prize money will be awarded at a potluck dessert hour at the Jocelyn Township Hall on September 6th at 7:00 p.m.**
11. Keep all entry tags until your prize money is claimed.
12. For more information or to pick up your tags early contact Jocelyn Township Office at 705-246-2025.



HINTS FOR THE COMPETITOR

FLOWERS

1. The ideal time for cutting flowers is early in the morning or late in the day.
2. Cut the stems on an angle for better water intake, and remove all foliage from the lower half of the flower stems.
3. Check entries carefully for insects, dead petals or loose soil. Clean them carefully. Make sure plants are not wilted.
4. All specimens in your entry should be as nearly alike as possible in size, form and colour.
5. Some foliage (above the water line) is to be left on the flower specimen entries.
6. Leave a respectable amount of stem to balance the head of the flower. Choose a container that allows the flowers to sit naturally, rather than being jammed in a container.
7. You may want to check the Pinterest web site for ideas on some of the options.




PLANTS

8. Pot plants should be nicely shaped and proportionate to the size of the pot. Remove discoloured or broken leaves.

VEGETABLES

Choose specimens nearly the same size and shape.

9. Cut off the tops leaving only 2.5 cm.
10. Pumpkins and squash must have stems on.
11. Vegetables to be lightly washed.
12. Wipe with dry cloth.



DIVISION 1 - SENIOR KINDERGARTEN AND UNDER

ARTS AND CRAFTS

1. Coloured page from a colouring book
2. Play dough animal
3. Button bracelet
4. Magic marker picture
5. Painted rock
6. Largest maple leaf found by you




BAKING

7. Decorated cookie -1 (NR)
8. ½ bagel with edible topping(s)
9. ½ egg carton snack for you and a friend (NR)

FLOWERS

10. Roadside flowers in a can (NR)
11. Petunias (3)
12. One flower floating in water (NR)




PHOTOGRAPHY

13. Photo of a tree
14. Photo of a flower
15. Photo of an animal

VEGETABLES

16. Cucumbers (3)
17. Green tomatoes (3)
18. Potatoes (3)



DIVISION 2 - GRADES 1 AND 2

ARTS AND CRAFTS

1. Draw a picture of your favourite animal
2. Lady bug from a recycled ball
3. Marshmallow creature
4. Musical maracas
5. Paper bag puppet
6. Make a paper butterfly
7. Make a bunny from paper/Styrofoam plate(s) and decorate
8. Dress up one of your toys for a party
9. Magic marker picture (your choice of subject)
10. Pencil holder from a tin can
11. Birthday card

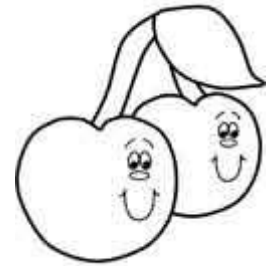


BAKING

12. Best decorated cupcake (NR)
13. Picnic snack in a shoebox (NR)
14. Rice Krispies (be creative and add chocolate chips, candy etc)

FLOWERS AND ARRANGEMENTS

15. Marigolds (30)
16. Petunias (3)
17. 1 floating flower in water
18. Small bouquet of flowers for a friend
19. Weed arrangement in a basket
20. Roadside flowers in a recycled container (NR)



PHOTOGRAPHY

21. Photo of your favourite food
22. Photo of a flower
23. Photo of an animal

VEGETABLES

24. Longest zucchini
25. Onions (3)
26. Grow a bean in a cup
27. Green tomatoes (3)
28. 3 largest apples (NR)
29. Collections of 3 different vegetables in a basket
30. Vegetable character (NR)



DIVISION 3 - GRADES 3, 4 AND 5

ARTS AND CRAFTS

1. Drawing of a scarecrow
2. Decorated t-shirt
3. Sea shell wind chime
4. Homemade pinata
5. Robot from boxes
6. Decorate a pair of sun glasses
7. Friendship bracelet
8. Christmas tree ornament
9. Place cards for your dinner table using pinecones
10. Fall door decoration
11. Write a short story (minimum of 50 words)



BAKING

12. Homemade trail mix with ingredients listed
13. Chocolate chip cookies (3)
14. No bake fudge (3)

FLOWERS AND ARRANGEMENTS

15. Roadside arrangement in a boot (NR)
16. Non flowering house plant
17. Potted geranium
18. Mini arrangement in a thimble
19. Petunias of same colour (3)
20. Marigolds in a jar



PHOTOGRAPHY

21. Photo of something blue
22. Photo of a building
23. Photo of water

VEGETABLES

24. Painted pumpkin (NR)
25. Potatoes (5)
26. Cherry tomatoes (5)
27. Carrots (3)
28. Corn (3)
29. Zucchini creature
30. Display of 5 different vegetables in a decorated basket



DIVISION 4 - GRADES 6, 7, AND 8

ARTS AND CRAFTS

1. Water colour painting (your choice of subject)
2. Homemade stuffed pillow
3. Knit a scarf
4. Decorated garden sign
5. Create a picture using your computer (your choice of subject)
6. Paper flowers in a container (minimum of 5)
7. Build a bird house out of recycled materials
8. Make a bracelet from safety pins
9. Duct tape wallet
10. Stain glass window using paper

BAKING

12. Decorated cake
13. Muffins (3)
14. Best baked dessert using apples

FLOWERS AND ARRANGEMENTS

15. Hanging outdoor planter
16. Petunias of same colour (5)
17. Marigolds in a vase (5)
18. Centerpiece for children's birthday party (fillers permitted)
19. Collection of shades of purple (NR)
20. Autumn arrangement in a pumpkin or squash (NR)



PHOTOGRAPHY

21. Photo of a historic building
22. Photo of something tall
23. Photo of a still life arrangement

VEGETABLES

24. Jar of pickles
25. Potatoes (5)
26. Roadside arrangement
27. Tomatoes (5)
28. Artistic display of 6 different vegetables
29. Vegetable creature
30. Zucchini creature (NR)

